

**THE  
LAST  
OF US**™

**NAUGHTY DOG**

**SONY**



COMPUTER  
ENTERTAINMENT®

## PRECAUTIONS

• This disc contains software for the PlayStation®3 system. Never use this disc on any other system, as it could damage it. • This disc conforms to PlayStation®3 specifications for the PAL market only. It cannot be used on other specification versions of PlayStation®3. • Read the PlayStation®3 system Instruction Manual carefully to ensure correct usage. • When inserting this disc in the PlayStation®3 system always place it with the required playback side facing down. • When handling the disc, do not touch the surface. Hold it by the edge. • Keep the disc clean and free of scratches. Should the surface become dirty, wipe it gently with a soft dry cloth. • Do not leave the disc near heat sources or in direct sunlight or excessive moisture. • Do not use an irregularly shaped disc, a cracked or warped disc, or one that has been repaired with adhesives, as it could lead to malfunction.

## HEALTH WARNING

Always play in a well lit environment. Take regular breaks, 15 minutes every hour. Discontinue playing if you experience dizziness, nausea, fatigue or have a headache. Some individuals are sensitive to flashing or flickering lights or geometric shapes and patterns, may have an undetected epileptic condition and may experience epileptic seizures when watching television or playing videogames. Consult your doctor before playing videogames if you have an epileptic condition and immediately should you experience any of the following symptoms whilst playing: altered vision, muscle twitching, other involuntary movement, loss of awareness, confusion and/or convulsions.

## 3D HEALTH WARNING

Some people may experience discomfort (such as eye strain, eye fatigue or nausea) while watching 3D video images or playing stereoscopic 3D games on 3D televisions. If you experience such discomfort you should immediately discontinue use of your television until the discomfort subsides.

Generally we recommend that you avoid prolonged use of your PlayStation®3 system and take 15 minute breaks during each hour of play. However, when playing stereoscopic 3D games or watching 3D video, the length and frequency of necessary breaks may vary from person to person – please take breaks that are long enough to allow any feelings of discomfort to subside. If symptoms persist, consult your doctor.

The vision of young children (especially those under six years old) is still under development. We recommend that you consult with your child's doctor or optometrist before allowing young children to watch 3D video images or play stereoscopic 3D games. Adults should supervise young children to ensure they follow the recommendations listed above.

## PIRACY

The unauthorised reproduction of all or any game part of this product and the unauthorised use of registered trademarks are likely to constitute a criminal offence. Piracy harms consumers as well as legitimate developers, publishers and retailers. If you suspect this game product is an unauthorised copy, or have any other information about pirate product, please call your local Customer Service number given at the back of this manual.

## SYSTEM SOFTWARE UPDATES

For details about how to perform System Software updates for the PlayStation®3 system, visit [eu.playstation.com](http://eu.playstation.com) or refer to the PS3™ system's instruction manual.



## GRIEF REPORTING

If you experience any unacceptable, inappropriate or unlawful behaviour while playing online, please contact us at <http://ps3reporting.com>

See back page of this manual for Customer Service Numbers.

## PAN EUROPEAN GAMES INFORMATION (PEGI) AGE RATING SYSTEM

The PEGI age rating system protects minors from games unsuitable for their particular age group. PLEASE NOTE it is not a guide to gaming difficulty. For further information visit [www.pegi.info](http://www.pegi.info).

Comprising three parts, PEGI allows parents and those purchasing games for children to make an informed choice appropriate to the age of the intended player. The first part is an age rating:



The second part of the rating may consist of one or more descriptors indicating the type of content in the game. Depending on the game, there may be a number of such descriptors. The age rating of the game reflects the intensity of this content. The descriptors are:



The third part is a label indicating the game can be played online. This label may be used only by online game providers who have committed to uphold standards which include the protection of minors in online game play:

For further information visit  
[www.pegionline.eu](http://www.pegionline.eu)



## PARENTAL CONTROL

This product has a preset Parental Control Level based on its content. You can set the Parental Control Level on the PlayStation®3 system to restrict the playback of a product with a Parental Control Level that is higher than the level set on the PS3™ system. For more information, please refer to the PS3™ system instruction manual.

This product is classified according to the PEGI rating system. The PEGI rating marks and content descriptors are displayed on the product package (except where, by law, another rating system applies). The relationship between the PEGI rating system and the Parental Control Level is as follows:

PARENTAL CONTROL LEVEL	9	7	5	3	2
PEGI RATING AGE GROUP	18	16	12	7	3

In rare cases, the Parental Control Level of this product may be higher than the age rating which applies in your country, because of differences in the age rating systems in the various countries in which this product is sold. You may need to reset the Parental Control Level on your PS3™ system to enable play.

## BCES-01584

FOR HOME USE ONLY: This software is licensed for play on authorised PlayStation3 systems only. A PlayStation3 system software update may be required. All unauthorised access, use or transfer of the product or its underlying copyright and trademark works is prohibited. See [eu.playstation.com/terms](http://eu.playstation.com/terms) for full usage rights. Library programs ©1997-2013 Sony Computer Entertainment Inc. exclusively licensed to Sony Computer Entertainment Europe (SCEE). RESALE AND RENTAL ARE PROHIBITED UNLESS EXPRESSLY AUTHORISED BY SCEE. PlayStationNetwork, PlayStationStore and PlayStationHome subject to terms of use and not available in all countries and languages ([eu.playstation.com/terms](http://eu.playstation.com/terms)). Broadband internet service required. Users are responsible for broadband access fees. Charges apply for some content. Users must be 7 years or older and users under 18 require parental consent. Network features may be withdrawn at reasonable notice – see [eu.playstation.com/gameservers](http://eu.playstation.com/gameservers) for details. Licensed for sale only in Europe, the Middle East, Africa, India and Oceania.

"PS", "PlayStation", "P.F.B.", "XBOX", "SIXAXIS", "DUALSHOCK" and "PS" are trademarks or registered trademarks of Sony Computer Entertainment Inc. "S" is a registered trademark of Sony Corporation. "Blu-ray Disc™" and "Blu-ray™" are trademarks of the Blu-ray Disc Association. The Last of Us™ ©2013 Sony Computer Entertainment Inc. Published by Sony Computer Entertainment Europe. Created and developed by Naughty Dog, Inc. "The Last of Us" is a trademark or a registered trademark of Sony Computer Entertainment Europe. The Last of Us™ uses Havok™. ©1999-2013 Havok.com, Inc. (and its licensors). See [www.havok.com](http://www.havok.com) for details. Made in Austria. All rights reserved.

After 20 years in the Safe Zones, the word “safe” loses all meaning.



We don't really live here. Living isn't the same as staying alive. We just try to scrape by and make it as far as tomorrow. Anything we thought we knew about the world disappeared along with anything that was worth caring about.

There is no right or wrong any more. That line blurred a long time ago.


The only thing you have to ask yourself is:

How far will you go to survive?

## SETTING UP

Set up the PlayStation®3 system according to the instructions in its instruction manual. Insert the game disc, select the  icon from the XMB™ Menu and press the  button to continue.







Make sure there is enough free space on the Hard Disk Drive (HDD) before commencing play. Do not insert or remove peripherals once the power is turned on. For further details about setting up official peripherals, such as a DUALSHOCK®3 wireless controller, either visit [eu.playstation.com/help-support/manuals](http://eu.playstation.com/help-support/manuals) or refer to the peripheral's instruction manual.

















XMB™ Menu

The information in this manual was correct at the time of publication, but some minor changes may have been made late in this game's development. All screenshots for this manual have been taken from the English version of this game.

## USING MENU SCREENS

Press , ,  or  to highlight an option, then press the  button to confirm. To return to the previous menu screen, press the  button.

## DEFAULT CONTROLS

left stick	Move
right stick	Look around
	Select consumable/throwable item
	Select weapon
 button	Jump/climb
 button	Crouch
 button	Melee attack
 button	Interact/pick up objects/counter melee attack
 button	Aim weapon/throwing arc
 button	Sprint
 button	View event
 button	Fire weapon/throw item
 button	Listen
 button	Use flashlight
 button	Pause
 button	View backpack inventory

# THE GAMESCREEN



Item available  
to craft

Health

Melee weapon

## MAIN MENU

### NEW GAME/CONTINUE

Start a new game or continue from the last checkpoint you passed.

When beginning a new game, you can choose from the following difficulty levels:

Very Easy, Easy, Normal, Hard or Survivor.

Note: Survivor mode will be unlocked only when you've completed the game on another difficulty setting.

### MULTIPLAYER

Take the fight for survival online in multiplayer games.

### OPTIONS

Adjust various in-game options, as well as display, audio and language options.

## PLAYING THE GAME

### SUPPLIES

Your journey will take you through ravaged city streets, reclaimed by nature over the past two decades – and stripped of almost all resources by any remaining survivors left outside of the Safe Zones.

If you want to stay alive, you'll need to keep your eye out for anything that could be useful – like bricks and bottles to use as weapons, or to distract your enemies.

To keep Joel alive for the long journey ahead, you should also look out for food to top up his health.

To pick up an item, stand close to it and press the **△** button.

### THROWING ITEMS

To throw an item, press and hold the **L1** button to aim and press the **R1** button to throw. Alternatively, to quickly throw an item without aiming, tap the **R1** button.

### USING YOUR FLASHLIGHT

To switch on your flashlight, press the **R3** button.

If your flashlight is low on power and you need to give it a quick boost, shake your wireless controller for a short burst of light.

### CRAFTING

Survival won't just depend on what you find along the way, but how you use it. Items can be combined and crafted into new, more useful tools or weapons.

Press the **SELECT** button to open your inventory, then press the **R1** button to view the crafting menu.

### WEAPON UPGRADES


Each weapon that Joel acquires can be upgraded as the journey unfolds. Keep an eye out for the tools and parts needed to upgrade your weapons and make them more powerful.

### COLLECTIBLES

Scattered across the ravaged landscape are various collectable items, like notes, manuals and comic books that may prove useful on your journey.

## MULTIPLAYER

Follow the on-screen instructions or visit [eu.playstation.com](http://eu.playstation.com) for more details about this game's online multiplayer features.



## VOUCHER CODE TERMS AND CONDITIONS:

- The PlayStation®Network (PSN) voucher code is issued and redeemed by Sony Network Entertainment Europe Limited of 10 Great Marlborough Street, London, W1F 7LP, United Kingdom (Company Reg. no 6020283) ("we", "us", "our"). When we refer to "you" or "your" we mean the recipient of the PSN voucher code.
- To redeem a PSN voucher code, you will need (i) the specified hardware; (ii) a Sony Entertainment Network account; and (iii) broadband internet service. You are responsible for any broadband access fees.
- To open a Sony Entertainment Network account you must be at least 7 years old and must accept the PSN Terms of Service and Privacy Policy available at eu.playstation.com/legal. If you are under 18, your parent or legal guardian must first register a Sony Entertainment Network master account and then set up a sub-account for you.
- Unless otherwise stated, PSN voucher codes can only be redeemed once by you. PSN voucher codes are not redeemable for cash or credit and cannot be exchanged, transferred, sold or returned for a cash refund (except as required by law). If you have any questions about the use of PSN voucher codes, please visit our Customer Service at eu.playstation.com/support.
- PSN voucher codes must be used before any specified expiry date. The expiry date and any additional restrictions will be communicated to you with the PSN voucher code.
- PSN voucher codes will not be replaced if lost, damaged, stolen or otherwise used without your permission.
- Certain content available via PSN voucher codes may have specific additional restrictions, such as age ratings and usage rights. Children may not be able to access content rated higher than their age.
- A PSN voucher code can only be redeemed through PSN in those countries where PlayStation®Store is available. Additional territorial restrictions may apply.
- If a PSN voucher code is defective, your only remedy, and our only liability, is the replacement of such PSN voucher code. To the extent permitted by applicable law, we and our licensees, affiliates and licensors make no other warranties, express or implied, with respect to PSN voucher codes, including without limitation, any express or implied warranty of merchantability or fitness for a particular purpose and exclude all other liability to you arising from your use of the PSN voucher code. You may have other legal rights as a consumer which are not affected by these Terms and Conditions.
- We may assign this Agreement to any member of the Sony group of companies without your consent provided that such assignment does not adversely affect your rights under these Terms and Conditions.
- To the extent permitted by applicable law, these Terms and Conditions shall be construed and interpreted in accordance with the laws of England and Wales. The contract between you and us shall be deemed to have been formed and performed in England.
- Where PSN voucher codes are made available as part of a promotional offer, any complaints connected to such offers should be addressed to the promoter of the offer rather than to us.

For Help & Support please visit: **eu.playstation.com** or refer to the telephone list below.

<b>Australia</b>	<b>1300 365 911</b> Calls charged at local rate	<b>Nederlands</b>	<b>0495 574 817</b> Interlokale kosten
<b>Belgique/België/Belgien</b>	<b>011 516 406</b> Tarif appel local/Lokale kosten	<b>New Zealand</b>	<b>09 415 2447</b> National Rate <b>0900 976699</b> Call cost \$1.50 (+ GST) per minute
<b>Česká republika</b>	<b>0225341407</b>	<b>Norge</b>	<b>820 68 322</b> Pris: 6,50/-min, support@no.playstation.com Måndag – Torsdag 10.00 – 18.00, Fredag 10.00 – 17.30
<b>Danmark</b>	<b>90 13 70 13</b> Pris: 6,-/minut, support@dk.playstation.com Måndag – Torsdag 10.00 – 18.00, Fredag 10.00 – 17.30	<b>Österreich</b>	<b>0820 44 45 40</b> 0,116 Euro/Minute
<b>Deutschland</b>	<b>01805 766 977</b> 0,14 Euro/Minute	<b>Portugal</b>	<b>707 23 23 10</b> Serviço de Atendimento ao Consumidor/Serviço Técnico
<b>España</b>	<b>902 102 102</b> Tarifa nacional	<b>Россия</b>	<b>+ 7 (495) 981-2372</b>
<b>Ελλάδα</b>	<b>801 11 92000</b>	<b>Suisse/Schweiz/Svizzera</b>	<b>0848 84 00 85</b> Tarif appel national/Nationaler Tarif/Tariffa Nazionale
<b>France</b>	<b>0820 31 32 33</b> prix d'un appel local – ouvert du lundi au samedi	<b>Suomi</b>	<b>0600 411 911</b> 0.79 Euro/min + pvm fi-hotline@nordiskfilm.com maanantai – perjantai 12–18
<b>ישראל – ישראל</b>	<b>09-9560957</b> טלפון מוקד <b>09-9711710</b> טלפון מניחה www.isfar.co.il או בקרו באתר	<b>Sverige</b>	<b>0900-20 33 075</b> Pris 7,50/- min, support@se.playstation.com Måndag – Torsdag 10.00 – 18.00, Fredag 10.00 – 17.30
<b>Ireland</b>	<b>0818 365065</b> All calls charged at national rate	<b>UK</b>	<b>0844 736 0595</b> National rate
<b>Italia</b>	<b>199 116 266</b> Lun/Ven 8:00 – 18:30 e Sab 8:00 – 13:00: 11,88 centesimi di euro + IVA al minuto Festivi: 4,75 centesimi di euro + IVA al minuto Telefoni cellulari secondo il piano tariffario prescelto		
<b>Malta</b>	<b>234 36 000</b> Local rate		

If your local telephone number is not shown, please visit **eu.playstation.com** for contact details.



Where you see either symbol on any of our electrical products, batteries or packaging, it indicates that the relevant electrical product or battery should not be disposed of as general household waste in Europe. To ensure the correct waste treatment of the product and battery, please dispose of them in accordance with any applicable local laws or requirements for disposal of electrical equipment/batteries. In so doing, you will help to conserve natural resources and improve standards of environmental protection in treatment and disposal of electrical waste.



This symbol may be used on batteries in combination with additional chemical symbols. The chemical symbols for mercury (Hg) or lead (Pb) will appear if the battery contains more than 0.0005% mercury or more than 0.004% lead.



# THE LAST OF US

SONY



## HOW TO ACCESS ALL ONLINE FEATURES

- 1 Set up a Sony Entertainment Network account by selecting "PlayStation®Network" on your PlayStation®3 or PlayStation®Vita system.
- 2 Visit PlayStation®Store via your PS3™ or PS Vita system.
- 3 Select "Redeem Codes" from the main menu.
- 4 If required, sign in to your Sony Entertainment Network account.
- 5 Enter the 12 character voucher code and select Continue.
- 6 Follow the on-screen instructions to redeem the voucher code.

NOTE: Voucher codes are case sensitive and must be entered exactly as displayed.

### VOUCHER CODE:

6PP3-3LNF-H3HL

"PS", "PlayStation" and "PS" are registered trademarks of Sony Computer Entertainment Inc. "SONY" and "PS" are registered trademarks of Sony Corporation. The Last of Us™ ©2013 Sony Computer Entertainment America LLC. Published by Sony Computer Entertainment Europe. Created and developed by Naughty Dog, Inc. "The Last of Us" is a trademark or a registered trademark of Sony Computer Entertainment Europe. All rights reserved.

711719275459

BCES-01584



 PlayStation®Network

SONY  
make.believe